

Data Science Salary Analysis

Average Salary

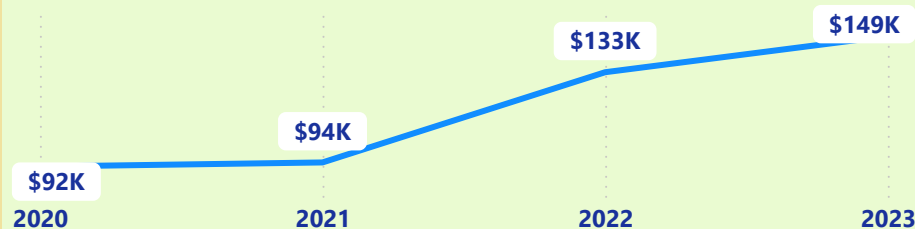
\$137.57K

Total Employee

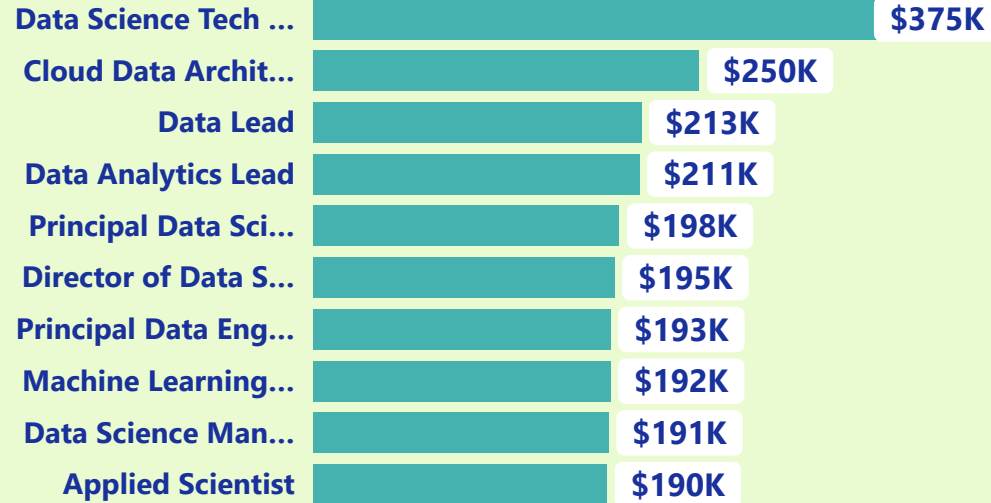
3755

employee_residence	Employee_count	Average of salary_in_usd
GR	16	\$55,136.0625
BR	18	\$48,927.1111
PT	18	\$53,059
FR	38	\$61,492.5
DE	48	\$94,772.25
IN	71	\$36,218.4507
ES	80	\$60,463.35
CA	85	\$132,222.9059
GB	167	\$86,988.3234
US	3004	\$152,822.0117

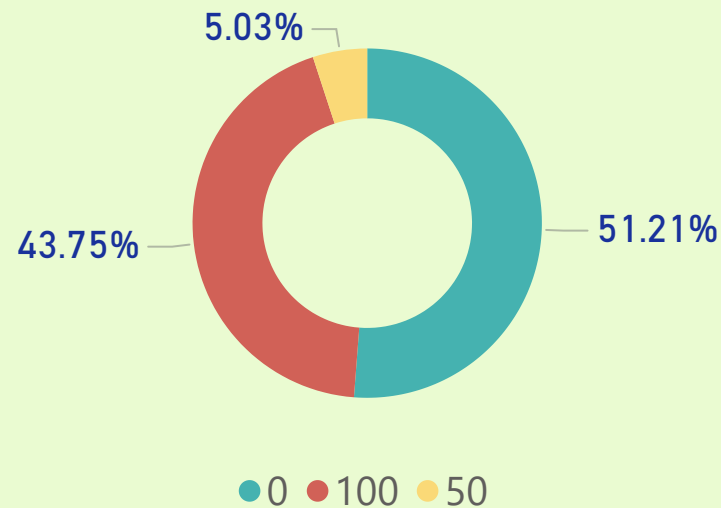
Average salary Year Wise



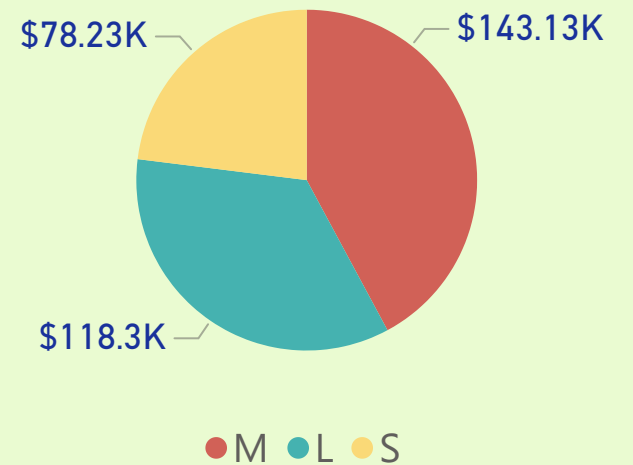
Average of salary by job_title



% Employees by remote ratio



Average salary by company_size



Year

All

Experience Level

EX

MI

SE

EN